

The case of Alpha Global Allocation Fund



Who we are



Alpha Asset Management: A Leading Player in the Greek Market

Over 33 years of experience

we have established ourselves as a trusted name in providing investment management services

Two primary business lines

mutual fund management and discretionary portfolio management services for institutional clients

A range of 34 mutual funds

domiciled in both Greece and Luxembourg catering to the diverse needs of our >70,000 retail clients

45 institutional clients

mandates across major asset classes & markets

22 partnerships

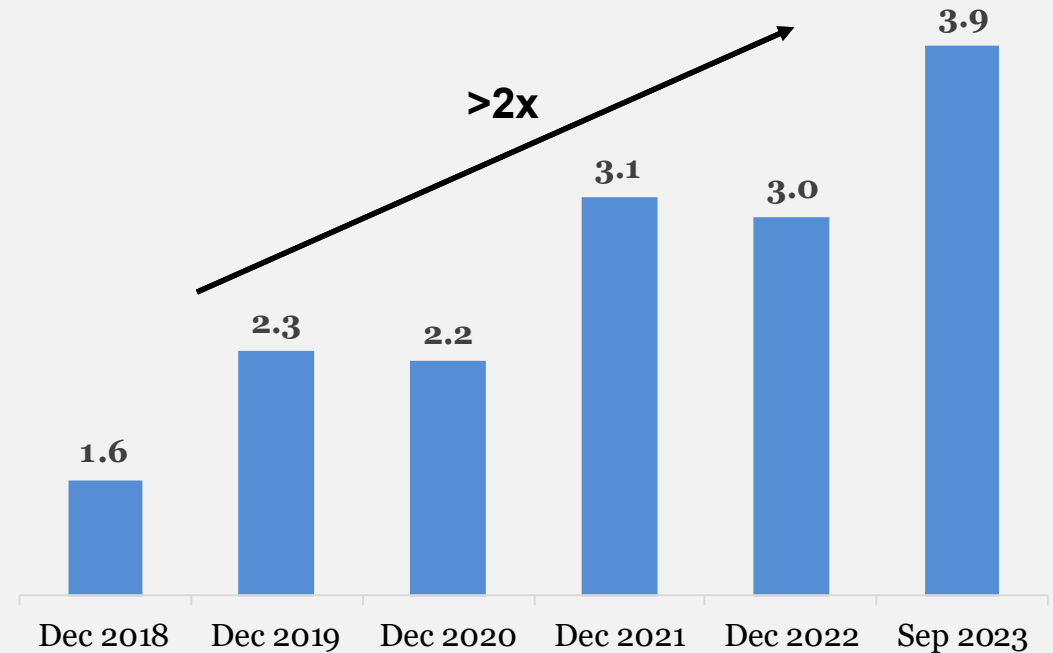
with leading global asset management companies

Alpha Private Banking

servicing discretionary portfolios of €0.9 billion AuMs

www.alphamutual.gr

AuMs in EUR Billion



Alpha Asset Management: A renowned product factory



In-house product factory of Alpha Bank that stands for credibility and reliability, regulated by HCMC and CSSF



c.€4 billion AuMs and expertise across major Markets and Asset Classes



Investment capabilities organised around specialist areas: Fixed income, Equities and Multi-Asset & Fund of Funds



Proven track record and in-depth knowledge of Investment Management validated by global raters

Alpha Global Allocation Balanced Fund



Alpha Global Allocation drivers of growth



A vehicle for investment management democratisation – One stop shop solution for discretionary services to the mass affluent clients of Alpha Bank



All weather fund – full investment diversification and skewed to quality



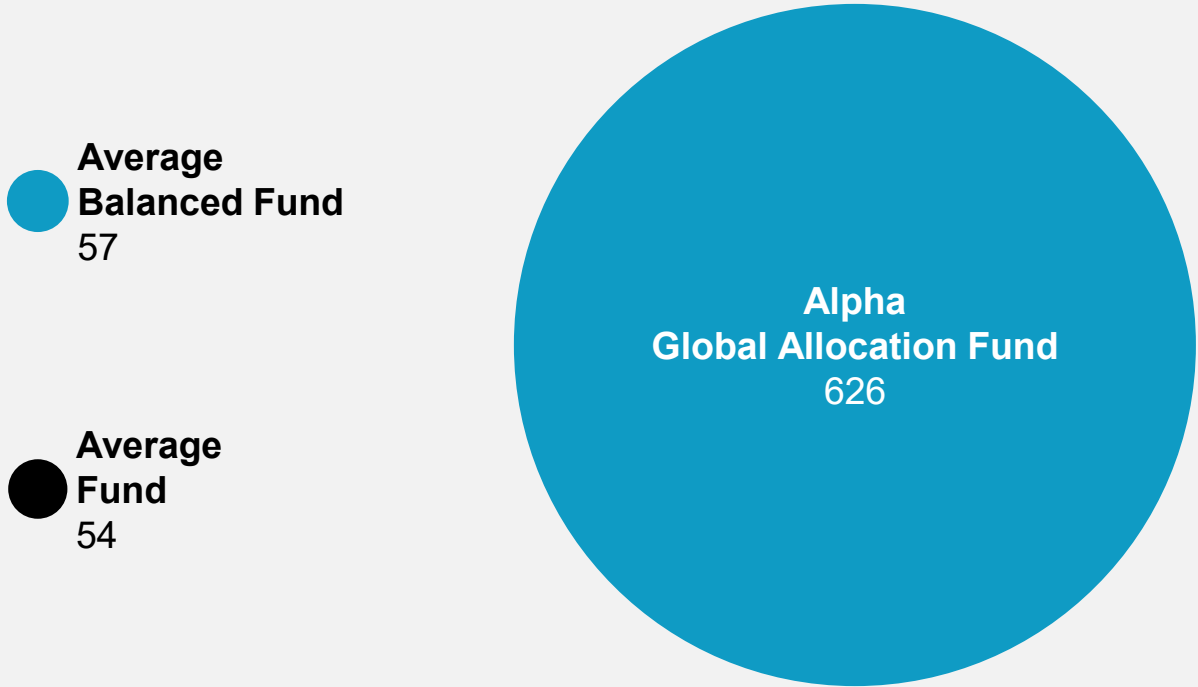
An antidote to the Greek crisis – a mirror image of the performance of the most Greek assets



Superior risk-adjusted performance

Alpha Global Allocation: The largest fund in Greece

AuMs in EUR Million



**Average
Balanced Fund**
57

**Average
Fund**
54

Outstanding performance among global peers

International Asset Managers' Global Allocation Funds	Cumulative Returns (in EUR)								Volatility	5yr Return / Volatility
	2022	Rank	2 Years	Rank	5 Years	Rank	10 Years	Rank		
ALPHA GLOBAL ALLOCATION Balanced Classic	-9.0%	2	-0.5%	1	23.9%	1	62.4%	1	5.6%	0.8
Goldman Sachs - SICAV II - GS Strategic Factor Allocation Ptf	-14.1%	8	-5.6%	4	16.2%	2	-	-	8.6%	0.4
BlackRock Global Funds - ESG Multi-Asset Fund	-14.3%	11	-10.4%	11	14.7%	3	45.4%	2	7.9%	0.4
Invesco Global Income Fund/Luxembourg	-12.1%	6	-5.3%	3	12.0%	4	-	-	8.4%	0.3
Franklin Templeton Investment Funds - Franklin Diversified Balanced Fund	-11.3%	5	-3.6%	2	7.0%	8	26.6%	6	6.0%	0.2
Goldman Sachs Patrimonial Balanced	-16.2%	16	-10.9%	12	7.6%	7	38.2%	4	6.6%	0.2
Janus Henderson Balanced Fund/Ireland	-19.9%	24	-12.4%	14	10.8%	5	43.9%	3	9.7%	0.2
Credit Suisse Lux Portfolio Fund Balanced EUR	-14.2%	10	-8.3%	8	7.6%	6	29.9%	5	7.2%	0.2
BlackRock Strategic Funds - Managed Index Portfolios - Moderate	-14.7%	12	-9.8%	10	5.5%	9	-	-	6.9%	0.2
Nordea 1 SICAV - Stable Return Fund	-8.8%	1	-6.0%	5	4.1%	11	24.7%	8	5.8%	0.1
Goldman Sachs Funds Esg-Enhanced Global Multi-Asset Balanced Portfolio	-18.1%	19	-13.3%	17	3.6%	12	-	-	7.5%	0.1
BlackRock Global Funds - Global Allocation Fund	-19.0%	23	-16.8%	23	4.7%	10	18.4%	12	9.9%	0.1
Goldman Sachs - SICAV I - GS Global Multi-Asset Income Portfolio	-15.4%	14	-11.4%	13	2.7%	13	-	-	8.2%	0.1
PIMCO GIS Global Core Asset Allocation Fund	-18.5%	21	-14.9%	20	2.1%	14	20.9%	9	8.7%	0.0
First Eagle Amundi - Income Builder Fund	-9.7%	3	-6.9%	6	0.9%	15	-	-	9.4%	0.0
JPMorgan Investment Funds - Global Balanced Fund	-18.3%	20	-15.5%	21	0.7%	16	25.8%	7	7.4%	0.0
UBS Lux Strategy Xtra Sicav - Balanced EUR	-12.9%	7	-9.8%	9	0.1%	17	18.8%	11	5.8%	0.0
Franklin Templeton Investment Funds - Franklin Income Fund	-10.8%	4	-7.9%	7	-1.2%	19	-	-	8.7%	0.0
JPMorgan Investment Funds - Global Income Fund	-14.2%	9	-12.5%	16	-1.2%	18	19.2%	10	7.5%	0.0
Schroder ISF Multi-Asset Growth and Income	-18.7%	22	-16.3%	22	-2.3%	20	-	-	12.1%	0.0
Franklin Templeton Investment Funds - Templeton Global Balanced Fund	-15.2%	13	-12.4%	15	-5.4%	23	0.7%	14	13.5%	-0.1
UBS Lux Strategy Fund - Balanced Sustainable EUR	-17.3%	18	-14.0%	18	-3.6%	21	16.7%	13	7.4%	-0.1
BlackRock Global Funds - Global Multi-Asset Income Fund	-15.5%	15	-14.6%	19	-4.5%	22	-	-	7.3%	-0.1
FTIF - Franklin Global Fundamental Strategies Fund	-24.4%	25	-20.3%	25	-19.9%	24	-13.8%	15	12.8%	-0.3
Franklin Templeton Investment Funds - Templeton Global Income Fund	-17.1%	17	-18.9%	24	-25.0%	25	-	-	10.9%	-0.5

UCITS Funds included in Morningstar's **EUR Moderate Allocation - Global** Category

Superior risk-adjusted returns versus international competition



Rating	Stars	Number of Funds
3 years	5	2,418
5 years	5	1,963
10 years	5	970
Overall	5	2,418

Rating Date 31/8/2023

Morningstar Category: EUR Moderate Allocation - Global

Overall Morningstar Rating for **Alpha Global Allocation Balanced Fund**, as of 31-Aug-23, rated against 2,418 funds with 35%-65% equity exposure in global markets and Euro as reference currency.

Morningstar category benchmark: 50% Barclays Euro Aggregate Bond TR & 50% FTSE World TR.

Superior historic returns

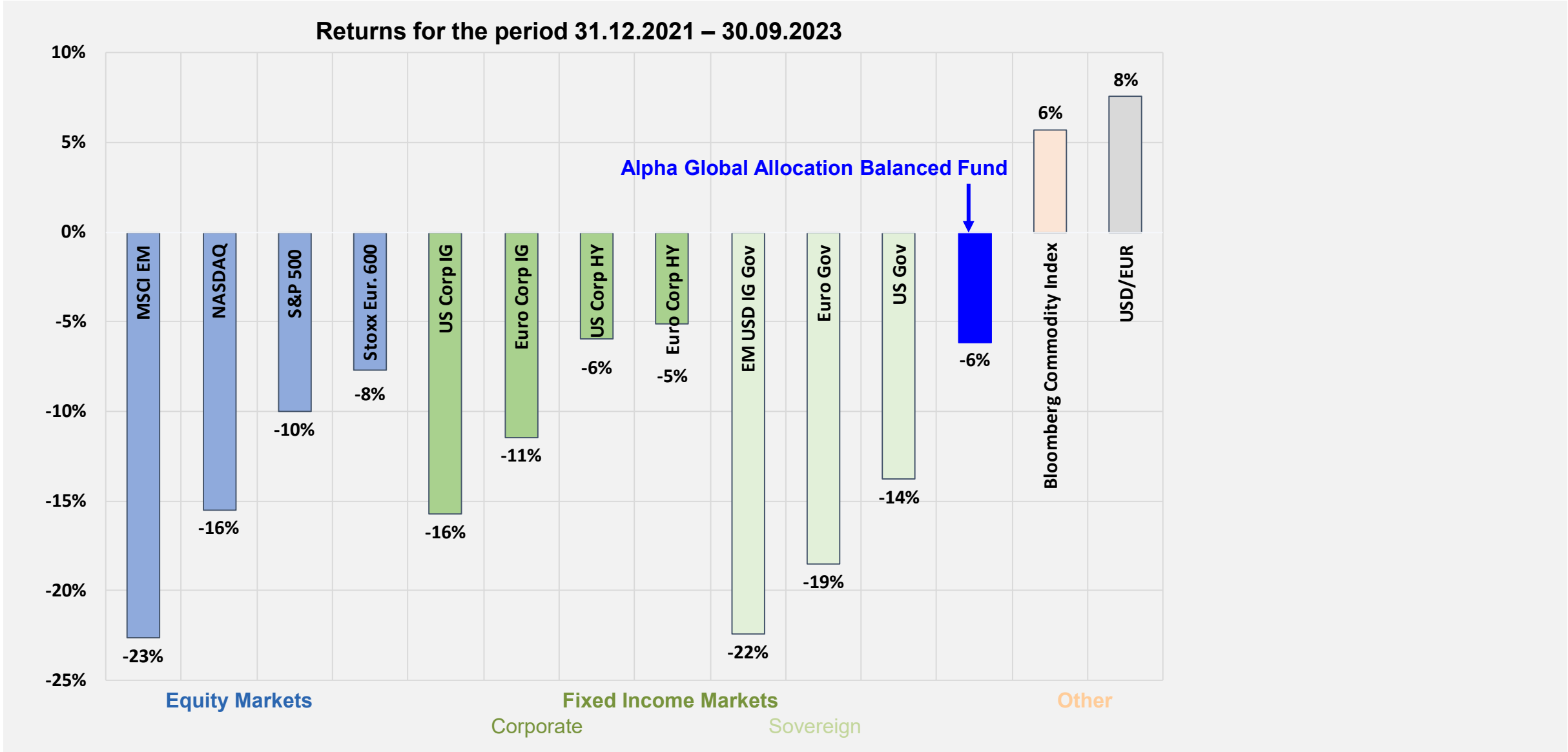


10 year data

	Cumulative Return	Volatility	Annualized Return	Return / Volatility
Alpha Global Allocation	62.4%	8.0%	5.0%	0.62
50%-50% Portfolio *	53.8%	7.9%	4.4%	0.56

* 50% MSCI ACWI (unhedged) - 50% Bloomberg Global Aggregate Bonds (€-hedged)

Alpha Global Allocation fund resilience



Key characteristics snapshot

Fund Information	
Domicile	Greece
Fund Type	UCITS
Category	Balanced Fund
Strategy Inception Date	14.09.2012
Base Currency	Euro
Total AUM	630 million €
Custodian	Alpha Bank S.A.
Valuation Frequency	Daily
ISIN Code	GRF000314002
Bloomberg Ticker	ALGDSFB GA
Management Fee	1.25%
Custody Fee	0.10%
Tax (as of Sep-23)	0.50%

Historical Data 30/09/2023	1 year	3 years	5 years	10 years	12 years
Cumulative Return	2.7%	12.7%	23.9%	62.4%	91.4%
Volatility	5.6%	7.1%	8.4%	8.0%	7.6%

Benchmark

- ❑ 50% S&P Global 100 Capped Index
- ❑ 40% Bloomberg Barclays Euro Aggregate Bond Index
- ❑ 5% Refinitiv/CoreCommodity CRB Excess Return Index
- ❑ 5% Barclays Benchmark Overnight EUR Cash Index

Summary Risk Indicator *



* Based on new PRIIPs methodology

Disclaimer

The information herein is believed to be reliable and has been obtained from sources believed to be reliable, but we make no representation or warranty, express or implied, with respect to the fairness, correctness, accuracy or completeness of such information. In addition, we have no obligation to update, modify or amend this communication or to otherwise notify a recipient in the event that any matter stated herein, or any opinion, projection, forecast or estimate set forth herein, changes or subsequently becomes inaccurate. We are not acting and do not purport to act in any way as an advisor or in a fiduciary capacity. We therefore strongly suggest that recipients seek their own independent advice in relation to any investment, financial, legal, tax, accounting or regulatory issues discussed herein. Analyses and opinions contained herein may be based on assumptions that if altered can change the analyses or opinions expressed. Nothing contained herein shall constitute any representation or warranty as to future performance of any financial instrument, credit, currency rate or other market or economic measure. Furthermore, past performance is not necessarily indicative of future results.

This communication is provided for information purposes only. It is not an offer to sell, or a solicitation of an offer to buy, any security, nor to enter into any agreement or contract with Alpha bank or any affiliates. In addition, because this communication is a summary only it may not contain all material terms, and therefore this communication in and of itself should not form the basis for any investment decision. Financial instruments that may be discussed herein may not be suitable for all investors, and potential investors must make an independent assessment of the appropriateness of any transaction in light of their own objectives and circumstances, including the possible risks and benefits of entering into such a transaction. By accepting receipt of this communication, the recipient will be deemed to represent that they possess, either individually or through their advisers, sufficient investment expertise to understand the risks involved in any purchase or sale of any financial instrument discussed herein.

Any duplication, copy, reprint or transmission of this document is prohibited without the prior written permission of the issuer.

UCITS DO NOT HAVE A GUARANTEED RETURN AND PAST PERFORMANCE DOES NOT GUARANTEE FUTURE RETURNS